








God and Me: Supply List

[From the God and Me Counselor Manual]


Introduction

Shoeboxes
 Student Workbooks
 Bibles
 name tags
 pencils and markers
 poster and copies of the Lord's Prayer (in the version used by your church) 
 copies of your schedule 





Optional:

Storybooks
 sample templates to decorate the GAMEBOX lid 
 bookmarks 
 Lesson plan grid 


Lesson 1

Pictures of each child
 Markers, crayons, or colored pencils
 Glue or Paste
 Watch, clock or stopwatch
 Envelopes or small plastic bags for the game cards
 Poster of the Lord's Prayer (template )



Optional:

Additional copies of the scribble line 
 Toilet paper tubes
 Blocks and other building materials
 Dough or clay
 One three-foot piece of yarn per student
 Potted plant or fresh fruit
 Extra sheets of the game cards 
 Preprinted game cards 
 Stickers to use for the game cards
 Printed instructions for playing the matching game 

Lesson 2

Pieces of wrapping paper
 Tape
 large paper or chalkboard
 glue
 envelopes or plastic bags for each child
 clothespins
 poster of the Lord's Prayer 







Optional:

several boxes gift wrapped
 simple props for Christmas pageant
 printed instructions for playing the guessing game 
 copies of blank game cards 
 Christmas music for singing or listening
 nativity set or or crèche (or multiple sets with at least one made from a different country)
 An optional activity (described below under "God, Me, and My Family") is a service project which would require some additional materials as appropriate for your setting.

Lesson 3

Timer
 Scratch paper and pencils
 Poster of the Lord's Prayer
 Sticky notes
 Scissors
 Tape or glue
 Markers






Optional:

Items pictured on Student Workbook page 19
 Towel or sheet
 The Lord's Prayer  cut into strips of paper in envelopes or Easter eggs
 Prayer rocks for each student
 Giant prayer cube 
 PATH hopscotch or footprints 
 Copies of template on cardstock or color paper to make prayer cube 
 Wooden cubes
 Video of song "Whisper a Prayer" 
 Video showing how to fold the paper prayer cube 

Lesson 4

Scissors
 Envelopes for each child's game cards

Optional:

Ten pennies (hide one in the room)
 The Zacchaeus story printed on separate pieces of paper 
 Color paper clips or cotton balls
 Song: "I Just Wanna Be a Sheep"
 Song: "Zacchaeus Was a Wee Little Man" 
 Video: "Parable of the Lost Sheep" 
 Copies of blank game cards 
 Jeopardy board  and supplies
 Rules for Musical Chairs Reverse 